



WM0480-WM0482-WM0482

Struttura Sedile e schienale in legno ① rivestiti in poliuretano espanso IGNIFUGO a densità differenziate ②③④ e fibra poliestere. Basamento in acciaio verniciato a polveri ⑤ bianco Ral 9003 o nero Ral 9005. Piedi in alluminio verniciato ⑥ bianco Ral 9003 o nero Ral 9005 o cromato. Sottopiede in polipropilene ⑦ regolabile in altezza.

Caratteristiche La collezione FREEFLOW non è sfoderabile.

Attenzione Allegare un disegno per ogni ordine di composizioni.

Struktur Sitz und Rückenlehne aus Polyurethanschaum FEUERHEMMENT unterschiedlicher Dichte ②③④ und Polyesterwatte mit Innenstruktur aus Holz ①. Unterbau aus Stahl, pulverbeschichtet ⑤ weiß RAL 9003 oder schwarz RAL 9005. Füße aus Aluminium, lackiert ⑥ weiß RAL 9003, schwarz RAL 9005 oder verchromt. Fußgleiter aus Polypropylen ⑦, in der Höhe verstellbar.

Besonderheiten Die Kollektion FREEFLOW ist nicht abziehbar.

Achtung Bei Bestellung von Kompositionen Zeichnung beilegen.

Prove tecniche - Technical tests - Technische Prüfungen - Essais techniques

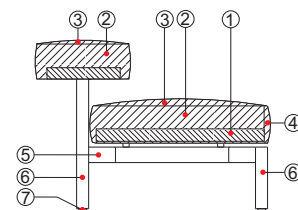
EN 1728:2000 EN 15373:2007 clause 6.2.1 level 3 severe
EN 1728:2000 EN 15373:2007 clause 6.2.2 level 3 severe
EN 1728:2000 EN 15373:2007 clause 6.7 level 3 severe
EN 15373:2007 Annex A clause A.2 level 3 severe

RIVESTIMENTI CONSIGLIATI

Recommended fabric hangers
Vorgeschlagene Stoffbuegel
Liasses de tissus conseillées

110 Kvadrat x Moroso n° 1
Divina
Tonus

Hallingdal
Extrema
Pelle / Leather T



Structure Seat and back in in wood ① upholstered in FLAME-RETARDANT polyurethane foam with differentiated densities ②③④ and polyester fibre. Base in varnished steel powder coated ⑤ in white, Ral 9003, or black, Ral 9005. Feet in varnished aluminium ⑥ in white, Ral 9003, or black, Ral 9005 or in chrome finish. Glide in polypropylene ⑦ with adjustable height.

Features The FREEFLOW collection covers are not removable.

Note Enclose a drawing for every order of compositions.

Structure Assise et dossier en mousse de polyuréthane ignifugée à densité variable (2-3-4) et fibre polyester avec structure interne en bois ①. Base en acier laqué à poudre ⑤ blanc RAL 9003 ou noir RAL 9005. Pieds en aluminium laqué ⑥ blanc RAL 9003 ou noir RAL 9005 ou chromé. Patin en polypropylène ⑦ réglable en hauteur.

Caractéristiques La collection FREEFLOW n'est pas déhoussable.

Attention Joindre un dessin pour toute commande de compositions.

De Projectinrichter

www.deprojectinrichter.com

088 - 650 12 34

WM481



WM483



WM485



WM486

WM480



WM482

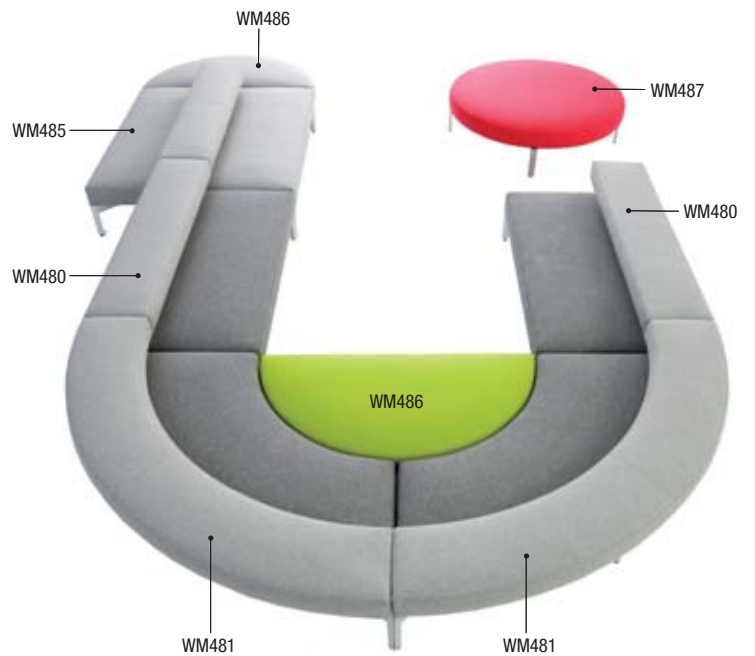
WM482



WM483

WM481

WM481



WM485

WM480

WM486

WM486

WM481

WM481

WM487

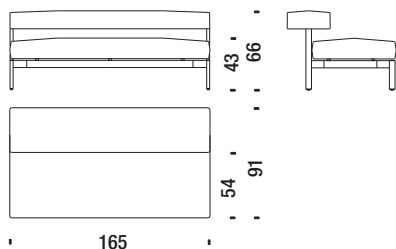
WM480

Elemento diritto

Straight element - Element gerade - Élément droit

4 mt. ★ 7,3 m² 1,2 m³ 60 Kg

480

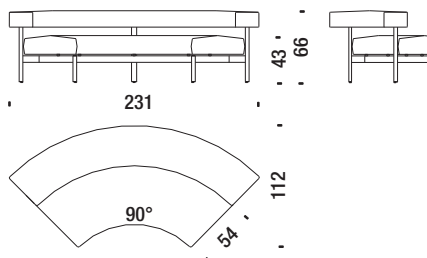


Elemento curva chiusa

Element closed corner - Element geschlossene Ecke - Élément angle fermé

6,1 mt. ★ 10,3 m² 2 m³ 70 Kg

481

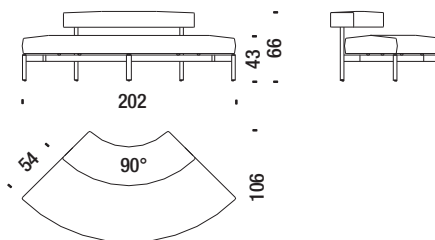


Elemento curva aperta

Element open corner - Element offene Ecke - Élément angle ouvert

5 mt. ★ 8,3 m² 1,6 m³ 70 Kg

482

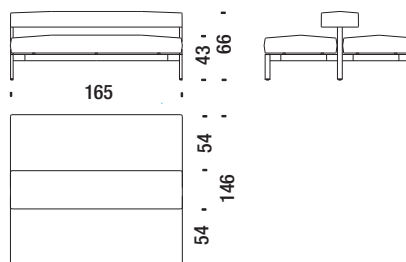


Panca doppia

Double face bench - Double face Bank - Banquette double face

7,7 mt. ★ 13 m² 1,8 m³ 90 Kg

485

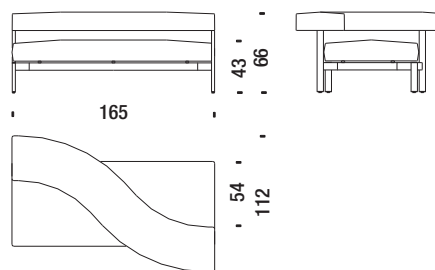


Elemento Duale sinistro

Element Duale left - Element Duale links - Element Duale gauche

5,3 mt. ★ 9 m² 1,4 m³ 65 Kg

483

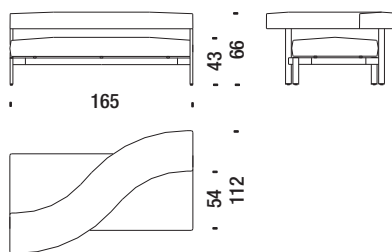


Elemento Duale destro

Element Duale right - Element Duale rechts - Element Duale droit

5,3 mt. ★ 9 m² 1,4 m³ 65 Kg

484

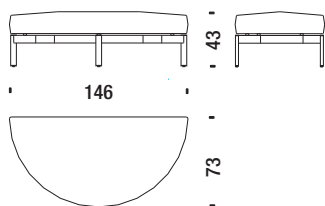


Pouf semicircolare

Stool semicircular - Hocker halbkreisförmig - Pouf demi-cercle

2,7 mt. ★ 5 m² 0,5 m³ 30 Kg

486

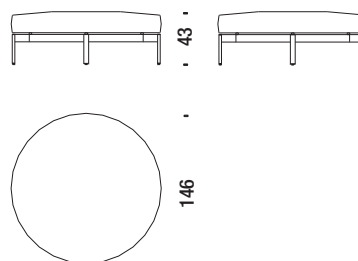


Pouf circolare

Stool circular - Hocker rund - Pouf circulaire

4 mt. ★ 6,5 m² 1 m³ 40 Kg

487



Bracciolo optional

07Q

Optional arm - Armlehne optional - Accoudoir optionel

 5 Kg



• 48 •

De Projectinrichter 

www.deprojectinrichter.com

088 - 650 12 34