



Doodle Chair, Armchair, Stool, designed by Claesson Koivisto Rune, 2008

Measurements

DOODLE

by Claesson Koivisto Rune

Chair, Armchair, Stool

Year: 2008



W 51 cm
D 57 cm
H 80 cm
H seat 45 cm



W 51 cm
D 60 cm
H 91 cm
H seat 45 cm



W 87 cm
D 60 cm
H 77 cm
H seat 41 cm



W 62 cm
D 59 cm
H 85 cm
H seat 46 cm



W 49 cm
D 53 cm
H 100 cm
H seat 76 cm



W 51 cm
D 57 cm
H 80 cm
H seat 45 cm



W 51 cm
D 60 cm
H 91 cm
H seat 45 cm



W 62 cm
D 59 cm
H 85 cm
H seat 46 cm

Resistance Certification

Doodle tested for the following performances:

1. Static load test on the seat and backrest EN 1728 : 2002

2. Static load on the front edge of the seat EN 1728 : 2002

3. Impact test on the seat EN 1728 : 2002

4. Drop test on the backrest EN 1728 : 2002

5. Drop test (for multiple seat, for individual sessions apply UNI 9083: 1987) EN 1728 : 2002

6. Chairs and Stools: Resistance to fall test UNI 9083 : 1987

7. General safety requirements of office sitting EN 1335-2 : 2000

8. Stability test of office sitting EN 1335-3 : 2000 (Doodle Armchair)

9. Strength resistance of seat and armchair back of office sitting EN 1335-3 : 2000

Materials and Finishes

INTERNAL FRAME

Cold cure TDI based polyurethane with density of 50–80 kg/m³ with metal inserts.

BASE

Tubular metal base Ø 16 mm, powder-coated painted col.



T02 White RAL 9016



T07 Black RAL 9011



T08 Brown RAL 8019



T24 Satin Chromed

STITCHES

Available col.



01 White



02 Beige



03 Red



04 Blue



05 Black

UPHOLSTERY

Non removable cover.



Doodle Chair, Armchair, Stool, designed by Claesson Koivisto Rune, 2008

Suggested Upholsteries


Cat. C

Celidonia




Cat. Extra

Erika



Cat. Special

Early




Cat. Pelle/Leather

Pelle/Leather



Cat. Extra

Emblic




Cat. Extra

Euphorbia



Cat. Top

Sage



Cat. Super Leather

Divina



Tacchini Product Files:
Doodle, designed by Claesson Koivisto Rune

De Projectinrichter 

www.deprojectinrichter.com
088 - 650 12 34