

COLOUR CHART

1 | STEEL AND METAL




1. STAINLESS STEEL



2. CHROME PLATED STEEL
(CHROME III)



3. BLACK LACQUERED STEEL



4. GALVANIZED STEEL



5. ALUMINIUM

2A | PAINTED STEEL (FINE TEXTURED FINISH) GLOSS 7



1. WHITE
RAL 9016



2. LIGHT GREY
RAL 7037



3. BLACK
RAL 9005



4. GREY
RAL 7012



5. SILVER

2B | PAINTED STEEL (FINE TEXTURED FINISH) GLOSS 7



1. TOMATO RED
RAL 3016



2. AUBERGINE
RAL 8019



3. MIDNIGHT BLUE
RAL 5011



4. DARK GREEN
RAL 6012



5. TAUPE
RAL 7013



6. SAND
RAL 1019



7. CLAY
RAL 7005




8. TERRACOTTA
RAL 8002




9. ANTHRACITE
RAL 7022


2C | PAINTED STEEL (SMOOTH) GLOSS 75



1. WHITE
RAL 9010



2. WHITE
RAL 9016



3. BLACK
RAL 9005

3 | WOOD



1. ASH



2. OAK




3. WALNUT



4. BIRCH

4 | STAINED AND LACQUERED WOOD



1. WHITE
NCS S0500-N



2. LIGHT GREY
NCS S3500-N



3. DARK GREY
NCS S7500-N



4. BLACK



5. YELLOW
NCS S2050-Y10R



6. ORANGE
NCS S2070-Y70R



7. RED
NCS S3560-Y80R



8. GREEN
NCS S6010-G30Y



9. BLUE
NCS S7020-R80B

9 | OSMO



1. CRÈME



2. CLAY



3. RUST



4. EBENHOLZ



5. RED



6. YELLOW



7. BLUE



8. GREEN